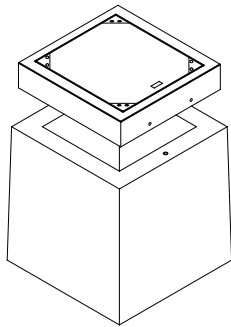


Übersicht F- Schächte

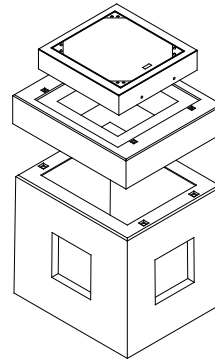
für hohe Verkehrslasten (300 kN Radlast)

z.B. Flugbetriebsflächen, Hafen- und Industrieanlagen

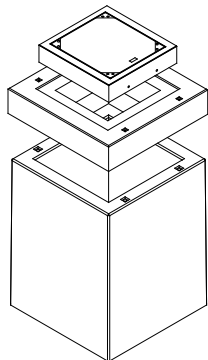
70/70/90 cm i.L. Klasse F 900



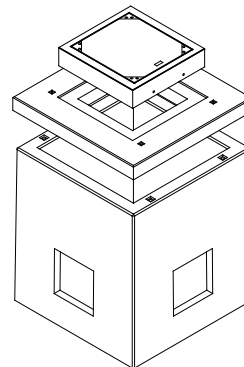
100/80/100 cm i.L. Klasse F 900



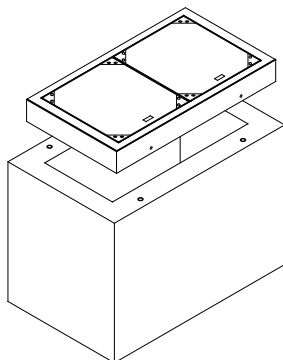
100/100/150 cm i.L. Klasse F 900



120/120/150 cm i.L. Klasse F 900



140/70/105 cm i.L. Klasse F 900



150/100/150 cm i.L. Klasse F 900

